

# INSTALLATION INSTRUCTIONS MD2-AV



**MD2-AV MODULE**

1. Turn off the equipment you are plugging into the MD2-AV.
2. Plug the surge protector into the wall outlet. A red "Line Fault" light indicates an improperly wired outlet that must be checked by a qualified electrician.
3. If the blue "Power On Protection OK" light is on, plug your equipment into the AC outlets on the surge protector.

**The protection circuitry on the MD2-AV and MD2-AV MODULE only work if the signal lines are connected properly and ground wire is bonded as depicted in diagram below.**

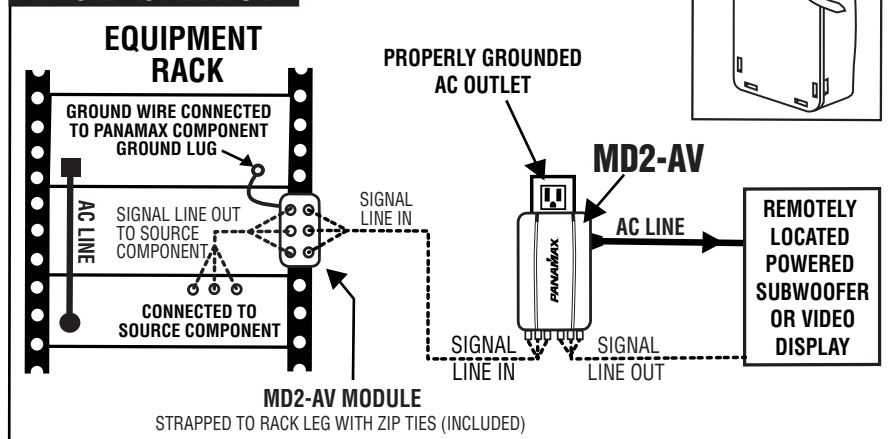
**4.** Connecting signal lines to the MD2-AV: The lines coming from the MD2-AV MODULE plug into the "IN" jacks. Lines from the "OUT" jacks then connect to the equipment being protected.

**4.5** Connecting signal lines to the MD2-AV MODULE: The lines coming from the MD2-AV plug into the "IN" jacks. Lines from the "OUT" jacks then connect to the source equipment in the rack.

**5.** To mount module to rack, slide zip ties through slots on back. Wrap and tie around leg on equipment rack.

**6.** Turn the connected equipment ON and check for power and correct operation.

## TYPICAL INSTALLATION



## IMPORTANT SAFETY POINTS

Panamax surge protectors and the connected equipment must be indoors in a dry location and in the same building. Do not install any Panamax product near heat emitting appliances such as a radiator or heat register. Do not install this product where excessive moisture is present; for example, near a bathtub, sink, pool, basement floor, fish tank, etc.

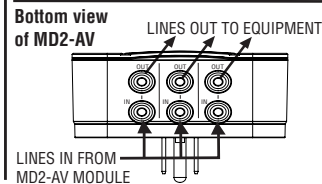
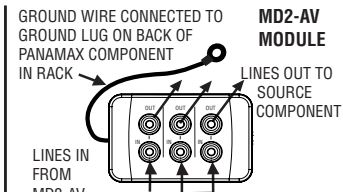
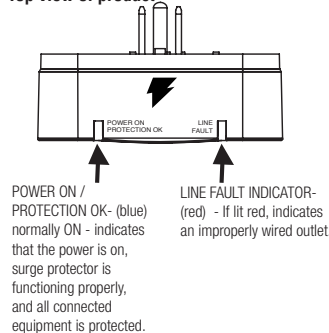
It is not uncommon for a building to be improperly grounded. In order to protect your equipment, and validate the warranty, Panamax products must be plugged into a properly grounded 3-wire outlet. Additionally, building wiring and grounding must conform to applicable NEC (USA) or CEC (Canada) codes for the Panamax warranty to be valid.

Do not use 2-prong adapters with this product. If an extension cord is required, use only Panamax #GEC1410. If at any time your surge protector indicates a Line Fault, call your electrician to correct the building wiring.

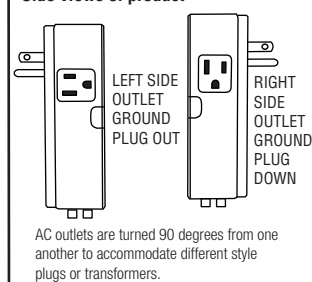
1690 Corporate Circle, Petaluma, CA 94954 • 800-472-5555 • 707-283-5900 • Fax 707-283-5901 • www.panamax.com

## FEATURES

### Top view of product



### Side views of product



## OPTIONS FOR SECURITY MOUNTING & FRONT COVER FACEPLATE

Cover of MD2-AV can easily be removed by pulling cover at the 2 side indents (1). Unit can be securely screwed into wall outlet faceplate using either hole (2) indicated (screw is included).

Cover can be flipped around 180 degrees to hide LEDs from front straight-on view if desired.

Cover can be removed and painted to match color of wall. Do not paint the sides, top or bottom. Warranty will be voided.



## Properly Connecting Your Surge Protector

To completely protect your equipment from power surges, every wire leading into or out of the equipment you want to protect must be connected to the appropriate Panamax surge protector. Damaging lightning and power surges can get into your system through any AC power or signal line (phone lines, grounding wires, coax cables, modem cables, etc.) connected to your electrical equipment.

The \$100,000 Connected Equipment Protection Policy is invalid if any wire leading into or out of the equipment is not properly connected to the appropriate Panamax surge protector(s). The surge protector must also be plugged into a properly wired and grounded outlet. Please see the warranty for details or contact the Panamax Customer Relations department with questions.

## Overview

Make sure you have the right surge protector to protect your electronic equipment. Panamax makes protectors for almost every type of electronic equipment. Surge protectors that may look identical from the outside can be very different on the inside. It is very important to use the surge protector designed for your application. Two-outlet surge protectors are not designed for use with systems having more than two AC powered components. Panamax offers a wide range of surge protectors designed for use with larger systems. If you have any questions about which product is best for your applications, please see our web site [www.panamax.com](http://www.panamax.com) or contact Panamax Customer Relations at 800-472-5555 (7:30 a.m. – 4:30 p.m. PST).

**\$100,000 Limited Connected Equipment Protection Policy\***

**Limited Lifetime Product Warranty\***

\*See documentation on back side for details.

**CUSTOMER SUPPORT:**  
**800-472-5555**

**PANAMAX**